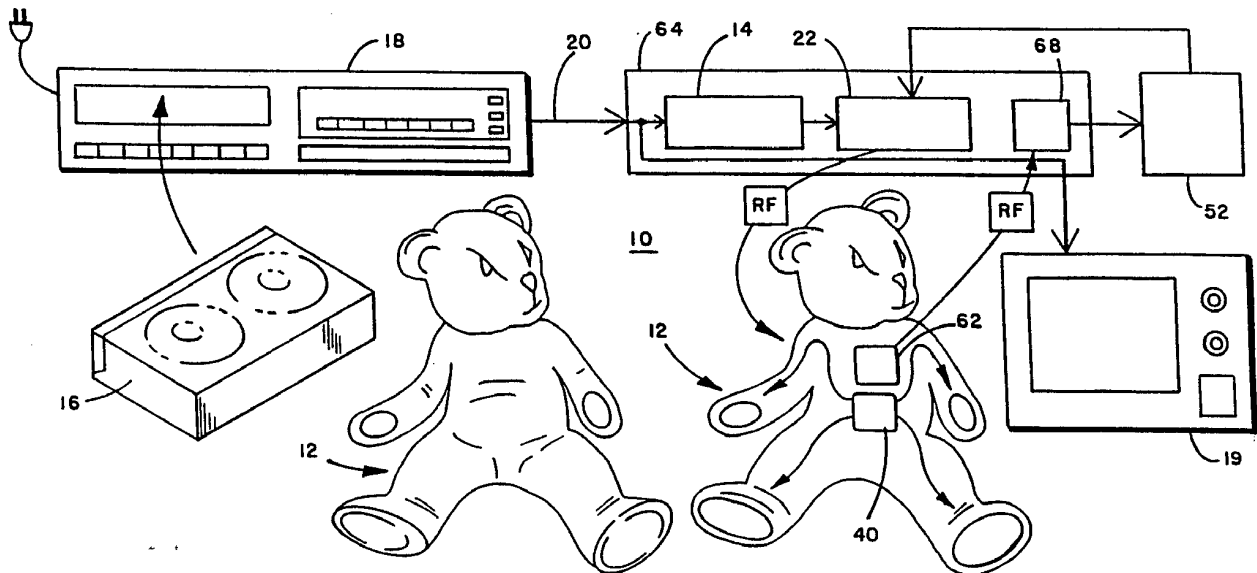




INTERNATIONAL APPLICATION PUBLISHED UNDER THE PATENT COOPERATION TREATY (PCT)

(51) International Patent Classification ⁵ : A63H 3/28, 11/00	A1	(11) International Publication Number: WO 94/08677 (43) International Publication Date: 28 April 1994 (28.04.94)
(21) International Application Number: PCT/US93/09946 (22) International Filing Date: 18 October 1993 (18.10.93) (30) Priority data: 962,916 19 October 1992 (19.10.92) US (71)(72) Applicant and Inventor: JANI, Jeffrey, Scott [US/US]; 115 Pine #300, Long Beach, CA 90802 (US). (74) Agents: GALLENSON, Mavis, S. et al.; Ladas & Parry, 5670 Wilshire Boulevard, Suite 2100, Los Angeles, CA 90036-5679 (US). (81) Designated States: AT, AU, BB, BG, BR, BY, CA, CH, CZ, DE, DK, ES, FI, GB, HU, JP, KP, KR, KZ, LK, LU, LV, MG, MN, MW, NL, NO, NZ, PL, PT, RO, RU, SD, SE, SK, UA, VN, European patent (AT, BE, CH, DE, DK, ES, FR, GB, GR, IE, IT, LU, MC, NL, PT, SE), OAPI patent (BF, BJ, CF, CG, CI, CM, GA, GN, ML, MR, NE, SN, TD, TG).		Published <i>With international search report.</i> <i>Before the expiration of the time limit for amending the</i> <i>claims and to be republished in the event of the receipt of</i> <i>amendments.</i>

(54) Title: VIDEO AND RADIO CONTROLLED MOVING AND TALKING DEVICE**(57) Abstract**

A video and radio controlled remote device control system including at least one moving and talking remote device (12). Standard video tapes (16) used in cameras or to home record TV programs have unused space (56) on which data (48, 50) can be stored. Digital control data is recorded in this unused space. The encoded signal is played when the tape plays and is detected by a control box coupled between the VCR (18) and the TV (19). The control box generates a RF (radio) signal as a function of the encoded signal. A radio receiver in at least one or more remote devices receives the signal and as a function thereof generates selected voice and/or other sounds and mechanical control signals. Each device has a plurality of motors (32). Selected motors are controlled as a function of response to the transmitted signals. One practical example of a combination of the devices could be small characters singing, dancing or moving in concert with and controlled by a video tape of a child's movie.

FOR THE PURPOSES OF INFORMATION ONLY

Codes used to identify States party to the PCT on the front pages of pamphlets publishing international applications under the PCT.

AT	Austria	FR	France	MR	Mauritania
AU	Australia	GA	Gabon	MW	Malawi
BB	Barbados	GB	United Kingdom	NE	Niger
BE	Belgium	GN	Guinea	NL	Netherlands
BF	Burkina Faso	GR	Greece	NO	Norway
BG	Bulgaria	HU	Hungary	NZ	New Zealand
BJ	Benin	IE	Ireland	PL	Poland
BR	Brazil	IT	Italy	PT	Portugal
BY	Belarus	JP	Japan	RO	Romania
CA	Canada	KP	Democratic People's Republic of Korea	RU	Russian Federation
CF	Central African Republic	KR	Republic of Korea	SD	Sudan
CG	Congo	KZ	Kazakhstan	SE	Sweden
CH	Switzerland	LI	Liechtenstein	SI	Slovenia
CI	Côte d'Ivoire	LK	Sri Lanka	SK	Slovak Republic
CM	Cameroon	LU	Luxembourg	SN	Senegal
CN	China	LV	Latvia	TD	Chad
CS	Czechoslovakia	MC	Monaco	TG	Togo
CZ	Czech Republic	MG	Madagascar	UA	Ukraine
DE	Germany	ML	Mali	US	United States of America
DK	Denmark	MN	Mongolia	UZ	Uzbekistan
ES	Spain			VN	Viet Nam
FI	Finland				

VIDEO AND RADIO CONTROLLED MOVING AND TALKING DEVICE

BACKGROUND OF THE INVENTION

Field of the Invention

The present invention relates to controlled devices
5 which may act, move and talk in response to control signals
recorded on two presently unused channels on video tapes and
transmitted to the devices by radio.

Description of the Prior Art

Radio controlled devices include many examples such
10 as garage door openers, drones used for antiaircraft target
practice, etc. Toys such as Teddy Ruxpin can move and sing
independently in response to signals from an audio tape
inserted into Teddy. The combination of the prior art is at
present relatively unsophisticated, as shown by Teddy's nose
15 dive in sales after a promising start.

"Little Mermaid" was a fairly good movie, grossing
over \$100,000,000.00. It was not a great movie in attendance,
but merchandizing is another matter. Its gross in
merchandizing was more than one billion dollars, which dwarfs
20 the profits from those people who saw it in theaters. This
gross, in turn, can be dwarfed by a future movie which plays
on a cassette with the main characters dancing and singing and
acting out the movie in front of children. This would be a
delight for children.

25 What is needed, or at least desired, but not taught
by the prior art is a system to use current state of the art
tapes and add the necessary signals to the master which will
then at no additional substantial cost make retail tapes which
can be sold and used as at present and are compatible with
30 present playback machines, called VCR's. An attachment
between the VCR and TV would detect the additional signal and
transmit it by low powered radio signal. In the same room
would be one or more toys. As the movie played on the tape,
the toys, which could be characters in the movie, would act,
35 sing, and otherwise interact with the movie. Toys might be

sold or rented with tapes. Toys could be controlled in other ways to do other things.

The same invention could administer selected control in other ways, such as voice activated controls for disabled people. The disabled person could enable a selected tape or other digital device by voice and then control and interact by voice as the device generated selected signals.

SUMMARY OF THE INVENTION

A radio controlled system for transmitting digital data to control at least one remote device is presented. The system comprises:

a source of electrical power coupled to all electrical elements;

memory means which stores digital data;

decoding means which receives digital data from the memory means and derives at least one signal therefrom;

coupling means which couple the decoding means to receive the digital data from the memory means; and

RF transmitting means coupled to receive the output of the decoding means and transmit the decoded data.

At least one remote device is controlled by the system. Each remote device comprises:

RF receiving and actuator means which are tuned to receive selected parts only of the radio output of the RF transmitting means, power means coupled to other elements of the remote device to furnish power, custom skeletal structure and linkages that cause a plurality of movements, a plurality of electric motors each coupled to drive a linkage which is coupled to drive a selected part of the custom skeletal structure, control means coupled to drive each electric motor in response to selected received digital data, and a digital receiver which receives voice actuating digital data and transmits it to a speaker.

In a first example, each remote device comprises a toy like a teddy bear which may be called a character. Each of the remote devices in turn includes the following elements and relationships:

Power means comprises a rechargeable battery.

The custom skeletal structure and linkages cause the character to move in preselected patterns.

A muscle equivalent system comprises at least eight
5 muscle equivalents, each moving one of at last eight linkages
to cause selected device and custom skeletal structure
movement.

The memory means comprises an encoded tape which is
the equivalent of VHS, with two tracks added, one track
10 containing separate digital movement data for each remote
device and the other track containing selected digital sound
data for each remote device, the tape being capable of playing
in the equivalent of a home video VCR player.

A decoder/transmitter control box is coupled between
15 a video tape player and a TV to detect signals transmitted
from the tape player to the TV. A computer causes the
transmitter to transmit selected movement signals which may
differ between remote devices to each remote device. In
addition, the computer sends digital sound signals via the
20 transmitter which may differ between remote devices to each
remote device.

The encoded tape comprises a plurality of sequential
frames. In between each frame is a vertical interval space
which can be used to store additional digital data. The
25 vertical interval space has recorded thereon two channels of
digital data. The first channel has recorded thereon voice
digital data and the second channel has recorded thereon
digital movement data.

DRAWING DESCRIPTION

30 Reference should be made at this time to the
following detailed description which should be read in
conjunction with the following drawings of which:

FIGURE 1 is a detailed block diagram of the
invention;

35 FIGURE 2 is a view of the tape encoding system of
the invention; and

FIGURE 3 is a detailed block diagram of a part of a remote device according to the invention.

DETAILED DESCRIPTION OF THE INVENTION

A radio controlled system 10 for transmitting
5 digital data to control at least one remote device 12 is presented. The system 10 comprises a source of electrical power coupled to all electrical elements. The source is power transmitted from a video tape machine, called herein a VCR 18 via coupling means 20. The VCR receives power in the typical
10 prior art manner such as being plugged into a wall outlet.

Memory means 16 which store digital data comprise one or more specially prepared video tapes 16, also called herein VCR tapes 16.

Decoding means 14 which receives digital data from
15 the memory means 16 and derives at least one signal therefrom to control at least one remote device 12.

Coupling means 20 couple the decoding means 14 to receive the digital data from the memory means 16.

RF transmitting means 22 are coupled to receive the
20 output of the decoding means 14 and transmit the decoded data to RF receiving means 24 in remote devices 12.

At least one remote device 12 is controlled by the system. In the example described herein, up to eight remote devices 12 may be controlled. Each remote device 12 best
25 shown in Figure 3 comprises:

RF receiving means 24, also referred to as RF receiving and actuating means 24 which are tuned to receive selected parts only of the radio output of the RF transmitting means 22. Power means, also referred to as power source means
30 26 are coupled to all other elements of the remote device 12 which require electrical power to furnish power. The power means comprise in this example a rechargeable battery.

Custom skeletal structure 28 and linkages 30 cause a plurality of selected complex movements. The customer
35 skeletal structure 28 takes the place of and serves the purpose of an animal skeleton. The linkages 30 serve the purpose of an animal's ligaments and tendons. A plurality of

electric motors 32 are each coupled to drive a linkage 30 which linkage 30 is coupled to drive a selected part of the custom skeletal structure 28. Each electric motor 32 serves the purpose of an animal's muscle.

5 Control means 34 are coupled to drive each electric motor 32 in response to selected received digital data. A digital receiver 24, also referred to as an RF receiver 24 receives voice actuating digital data and is then coupled to a voice receiver/amplifier 36, known to the prior art. Voice
10 receiver/amplifier 36 transmits the voice activating digital data to a speaker 38. Remote device transmitter 62 is a microphone and transmitter which receives sound waves and transmits them to the receiver 68 in the control box 64. Receiver 68 is coupled to computer 52. The computer 52 may
15 be an IBM PC or any other type of personal computer. Computer 52, using prior art voice recognition software interprets the sound waves and sends preselected responses to transmitter 22 in the control box 64.

In a first example, each remote device 12 comprises
20 a toy 12 like a teddy bear 12 which may be called a character 12. Each of the remote devices 12 in turn includes the following elements and relationships:

Power means 26 comprises a rechargeable battery 26 in this example. Other power means are possible.

25 The custom skeletal structure 28 and linkages 30 cause the character 12 to move in preselected patterns. Because of the complex series of powered linkages 30, extremely complex movements can be performed which mimic animals.

30 A muscle equivalent system comprises at least eight muscle equivalents 40. Each muscle equivalent system 40 moves one of at least eight pair of linkages 30 to cause selected remote device 12 and custom skeletal structure 28 movement.

The memory means 16 comprises an encoded tape 46
35 best shown on Figure 2 which is the equivalent of a standard VHS tape 16, with two tracks 48, 50 added. The present system 10 is able to perform complex tasks based on data recorded on a standard VHS tape 16 in addition to the data usually recorded on a standard VHS tape 16 only because the inventor

has been able to record additional material on parts of a standard VHS tape 16 which are usually left blank to act as a buffer zone between recorded data frames 54. One track 48, 50 contains separate digital movement data for each remote device 12 and the other track 50, 48 contains selected digital sound data for each remote device 12. The decoder 14 decodes the data and causes the data to be transmitted so that each remote device 12 receives only its selected data. This can be done by means known to the prior art such as use of different frequencies or preceding data with gating information which disables each remote device 12 which is not selected to receive and act on selected data. The tape is capable of playing in the equivalent of a home video VCR player, and in fact that ability to play a standard tape with more encoded in it in a standard VCR, to see the movie on TV and at the same time to have up to 8 toys sing, talk, act, dance or move in coordination with the movie is what gives the present system 10 much of its commercial value.

A decoder/transmitter control box 64 is coupled between a video tape player 18 and a TV 19 as shown in Figure 1. The decoder/transmitter control box 64 detects signals transmitted from the video tape player 18 or VCR 18 to the TV 19.

The encoded tape 46 comprises a plurality of sequential frames 54 as shown in Figure 3. In between each frame 54 is a vertical interval space 56 which can be used to store additional digital data. The vertical interval space 56 has recorded thereon two channels 48, 50 of digital data. The first channel 48, 50 has recorded thereon voice digital data and the second channel 50, 48 has recorded thereon digital movement data.

A particular example of the invention has been described herein. Other examples will be obvious to those skilled in the art. The invention is limited only by the following claims.

CLAIMS

1. A radio controlled system for transmitting digital data to control at least one remote device, comprising:

5 a source of electrical power coupled to all electrical elements; memory means which stores digital data; decoding means which receives digital data from the memory means and derives at least one signal therefrom; coupling means which couple the decoding means to
10 receive the digital data from the memory means;

RF transmitting means coupled to receive the output of the decoding means and transmit the decoded data;

at least one remote device, each remote device comprising:

15 RF receiving and actuator means turned to receive selected parts only of the radio output of the RF transmitting means, power means coupled to other elements of the remote device to furnish power, custom skeletal structure and linkages that cause a plurality of movements, a plurality of
20 electric motors each coupled to drive a linkage which is coupled to drive a selected part of the custom skeletal structure, control means coupled to drive each electric motor in response to selected received digital data, and a digital receiver which receives voice actuating digital data and
25 transmits it to a speaker.

2. The invention of claim 1, wherein:

Each remote device comprises a toy like a teddy bear called a character which in turn comprises:

30 the power means comprises a rechargeable battery; the custom skeletal structure and linkages cause the character to move in preselected patterns;

a muscle equivalent system comprising at least eight muscle equivalents, each moving one of at least eight linkages to cause selected device and custom skeletal structure
35 movement; and

the memory means comprises an encoded tape which is the equivalent of VHS, with two tracks added, one track

containing separate digital movement data for each remote device and the other track containing selected digital sound data for each remote device, the tape being capable of playing in the equivalent of a home video VCR player; and

5 a decoder/transmitter control box coupled between a video tape player and a TV to detect signals transmitted from the tape player to the TV, further including a computer to cause the transmitter to transmit selected movement signals which may differ between remote devices to each remote device,
10 and to send digital sound signals which may differ between remote devices to each remote device.

3. The invention of claim 2 wherein the encoded tape comprises a plurality of sequential frames, in between each frame is a vertical interval space which can be used to
15 store additional digital data, the vertical interval space has recorded thereon two channels of digital data, the first channel having recorded thereon voice digital data and the second channel having recorded thereon digital movement data.

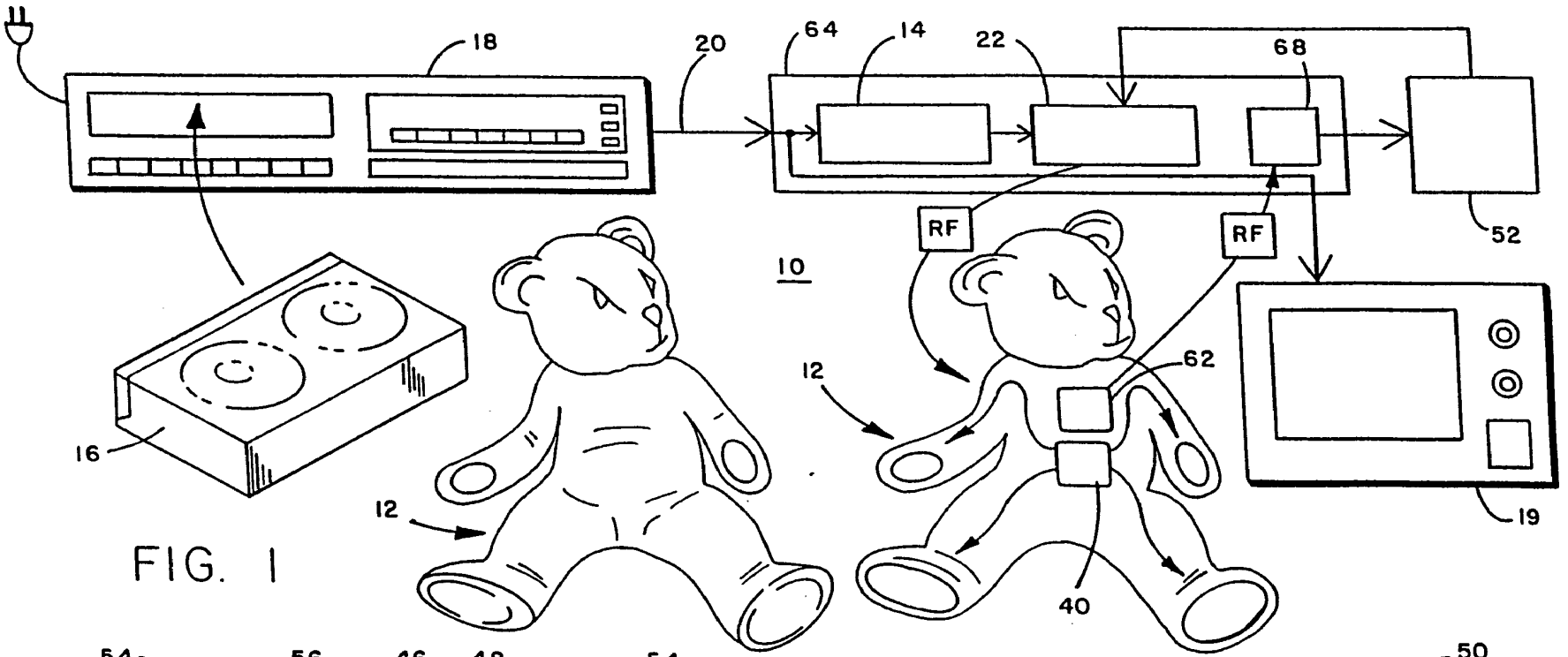


FIG. 1

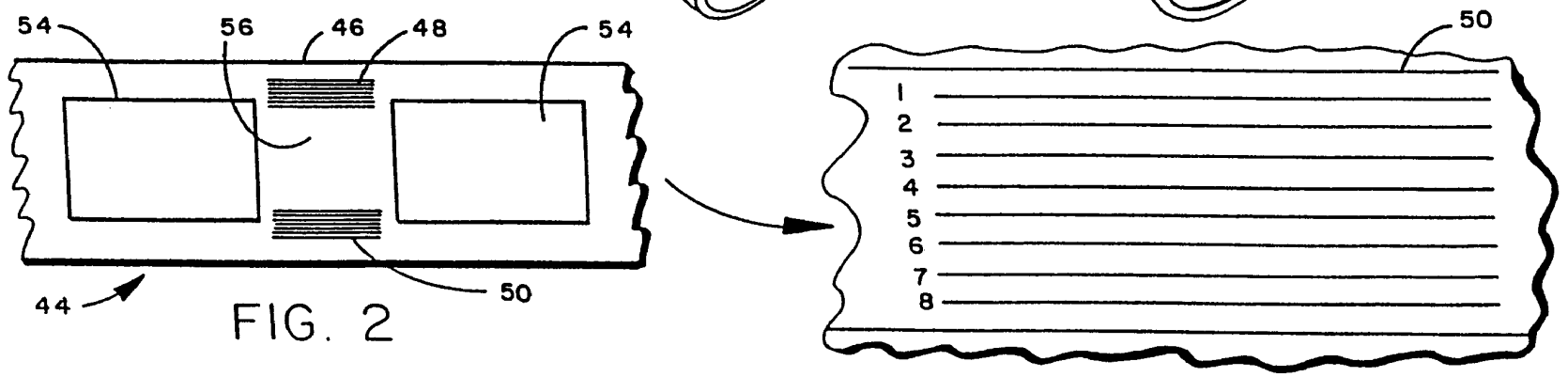


FIG. 2

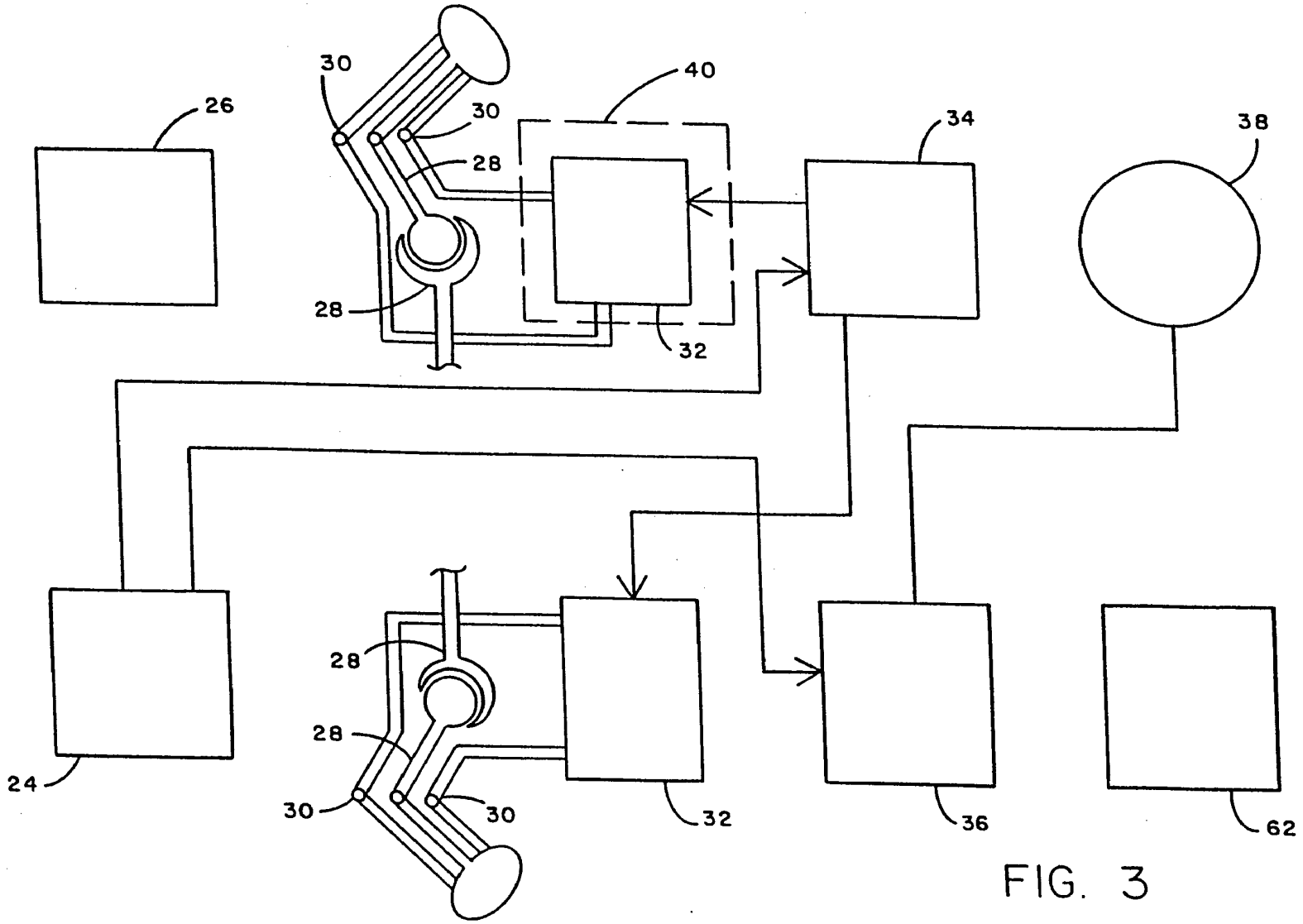


FIG. 3

INTERNATIONAL SEARCH REPORT

International application No.

PCT/US93/09946

A. CLASSIFICATION OF SUBJECT MATTER

IPC(5) :A63H 3/28, 11/00

US CL :446/298, 353; 40/414

According to International Patent Classification (IPC) or to both national classification and IPC

B. FIELDS SEARCHED

Minimum documentation searched (classification system followed by classification symbols)

U.S. : 446/298, 353, 297, 299, 303; 40/414

Documentation searched other than minimum documentation to the extent that such documents are included in the fields searched

Electronic data base consulted during the international search (name of data base and, where practicable, search terms used)

C. DOCUMENTS CONSIDERED TO BE RELEVANT

Category*	Citation of document, with indication, where appropriate, of the relevant passages	Relevant to claim No.
Y	US, A, 4,840,602 (ROSE) 20 JUNE 1989, see the entire document	1-3
Y	US, A, 4,846,693 (BAER) 11 JULY 1989, see the entire document	1-3
Y	WO, A, 9110490 (ALDAVA) 25 JULY 1991, see abstract	1-3

 Further documents are listed in the continuation of Box C.
 See patent family annex.

* Special categories of cited documents:	"T" later document published after the international filing date or priority date and not in conflict with the application but cited to understand the principle or theory underlying the invention
"A" document defining the general state of the art which is not considered to be part of particular relevance	"X" document of particular relevance; the claimed invention cannot be considered novel or cannot be considered to involve an inventive step when the document is taken alone
"E" earlier document published on or after the international filing date	"Y" document of particular relevance; the claimed invention cannot be considered to involve an inventive step when the document is combined with one or more other such documents, such combination being obvious to a person skilled in the art
"L" document which may throw doubts on priority claim(s) or which is cited to establish the publication date of another citation or other special reason (as specified)	"&" document member of the same patent family
"O" document referring to an oral disclosure, use, exhibition or other means	
"P" document published prior to the international filing date but later than the priority date claimed	

Date of the actual completion of the international search

10 January 1994

Date of mailing of the international search report

MAR 14 1994

 Name and mailing address of the ISA/US
 Commissioner of Patents and Trademarks
 Box PCT
 Washington, D.C. 20231

Facsimile No. NOT APPLICABLE

 Authorized officer *Allen Osting*
 FOR
 MICKEY YU

Telephone No. (703) 308-2672